

Using your telephone

Identify the terminal you are on

Info

The number of your telephone is displayed on the 'Info' page.



Access the **Info** page using the navigator.

Making a call



OR



OR



OR



lift the receiver

hands free

programmed line key

dial directly the number for your call



To make an external call, dial the outside line access code before dialling your correspondent's number.

Receiving a call



OR



OR



lift the receiver

hands free

press the key next to the 'incoming call' icon

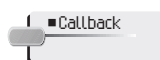
Redialling



last number redial

Make a call-back request to a busy number

the number you are calling is busy



hang up

Voice message service

Consulting your voice mailbox

If the key flashes, a new voice message or a new text message has been received.



follow informations displayed on the screen

press the key next to 'consult voice or text message'

Divert your calls to another number

Divert your calls to another number



press the key associated with the type of diversion required (immediate, if busy, if no reply etc.)

dial the destination number

press the ok key if programming is not automatically recorded;

Diverting calls to your voice mailbox



press the key associated with 'divert to voice mailbox'

press the ok key if programming is not automatically recorded

When you return, cancel all diversions



if necessary, confirm cancellation of the diversion

press the key next to 'cancel or deactivate the diversion'

Directory

Using call by name



enter the first letters of the name

select the name from the displayed list

make the call



select the name from the displayed list

make the call

Program your call keys

Perso



follow informations displayed on the screen

press a call key (not programmed) or a programmable key (f1 or f2)

Make calls via your programmed call keys

Perso



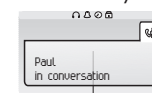
find the correspondent you want to call from the programmed call keys

call the chosen correspondent

During a conversation

Sending DTMF signals

During a conversation you sometimes have to send DTMF signals, such as with a voice server, an automated attendant or a remotely consulted answering machine. The function is automatically cancelled when you hang up.



during a conversation



OR



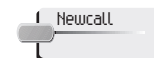
to activate

Calling a second person during a conversation

During a conversation, to call a second person.



OR



OR



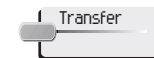
dial directly the number for your call

dial

the first call is on hold

Transferring a call

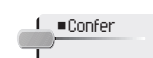
During a conversation, to transfer the call to another number:



number to be called

Three-way conference

During a conversation, a second call is on hold.



three-way conference

cancel conference and return to first correspondent

hang up on all correspondent

Guarantee and clauses

This document describes the services offered by the Alcatel-Lucent IP Touch 4028 Phone and 4029 Digital Phone sets connected to an Alcatel-Lucent OmniPCX Office or Alcatel-Lucent OmniPCX Enterprise Communication Server system.

For more information, see the user manual for your Alcatel-Lucent IP Touch 4028 Phone (IP set) or 4029 Digital Phone (digital set) set. Contact your installer.

Warning: never place your telephone in contact with water. To clean your telephone, you may however use a damp soft cloth. Never use solvents (trichlorethylene, acetone, etc.) which may damage the plastic parts of your telephone. Never spray it with cleaning products. The ear piece and microphone area of the handset may attract metallic objects that may be dangerous for the ear.

The wording is not contractual and may be subject to change. Some functions of your telephone are controlled by a software key and the configuration of the unit.

EC countries: we, **Alcatel-Lucent Enterprise**, declare that the Alcatel-Lucent IP Touch 4028 Phone and 4029 Digital Phone products comply with the essential demands of Directive 1999/5/CE of the European Parliament and Council. A copy of the original of this declaration of compliance can be obtained from your installer.



Collection of these products at the end of their product life must be done selectively.

Alcatel, Lucent, Alcatel-Lucent and the Alcatel-Lucent logo are trademarks of Alcatel-Lucent. All other trademarks are the property of their respective owners. The information presented is subject to change without notice. Alcatel-Lucent assumes no responsibility for inaccuracies contained herein. Copyright © 2007 Alcatel-Lucent. All rights reserved.



3GV19005BSAB010727